



- An online decision-support tool for irrigation and nutrient management.
- Developed from University of California Cooperative Extension research.
- Free to use from a web browser on a smartphone, tablet, or personal computer.

cropmanage.ucanr.edu

What CropManage does:

- Accurately estimates when and how long to irrigate.
- Determines the right amount of nitrogen fertilizer to apply.
- Displays soil moisture and flowmeter data.
- Maintains records of fertilizer and water applications for each field or crop.
- Assists with complying with water quality regulations.

How CropManage works:

Water and nitrogen fertilizer recommendations are based on University of California (UC) research on water and nitrogen management of horticultural crops. The tool can quickly estimate crop water needs using evapotranspiration data from the California Irrigation Management Information System (CIMIS) and provided fertilizer nitrogen recommendations based on a customized nutrient budget.

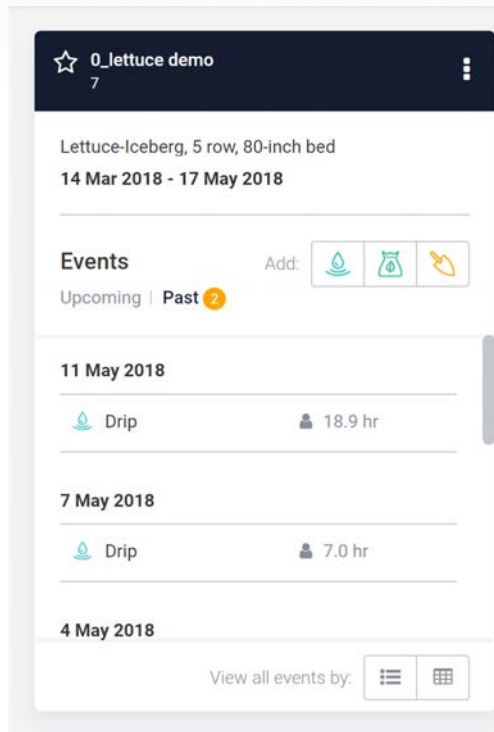


How to Use CropManage

CropManage is designed to be intuitive for growers and farm managers to navigate and use.

1. Using a smartphone, tablet, or computer, navigate your browser to: cropmanage.ucanr.edu.
2. Set up an ID and password, then login.
3. Set up a ranch.
4. Add plantings to the ranch.

CropManage users can view their ranches and create new ranches. Owners designate



CropManage currently supports these crops:

- Alfalfa
- Almond
- Broccoli
- Brussels sprout
- Cabbage (red and green)
- Cauliflower
- Celery
- Cilantro






☆ 0_winter broccoli
5



Broccoli 2 row, 40-inch bed, winter, sprinkler
23 Oct 2018 - 28 Feb 2019



Events



Upcoming | Past ?

Add:   



18 Jan 2019

 Sprinkler  0.2 hr

 20-0-0-5  50.00 gal/acre

 Quick Nitrate Strip  19.0 ppm

17 Jan 2019

View all events by:  

which users have access to the ranch information. Each ranch lists active and harvested *plantings*.

Planting cards summarize the field name, crop type, planting configuration, planting/transplanting dates, and harvest dates. They also display upcoming and recent irrigation, fertilizer, soil and tissue sample activities.

Users can view, add, or edit activities, as well as export ranch records.

- Lettuce (romaine, iceberg, leaf, baby)
- Mizuna
- Pepper (red bell pepper)
- Raspberry
- Spinach (baby, teen, bunch)
- Strawberry
- Tomato (processing)

Frequently Asked Questions

How do I learn more about how to use CropManage?

- Attend a hands-on workshop. Dates are posted on the CropManage blog at <https://ucanr.edu/blogs/CropManage/index.cfm>.
- Visit the help section of CropManage or the CropManage blog.
- Registered users can receive periodic updates and information about CropManage.
- Contact Michael Cahn with questions at 831-759-7377 or mdcahn@ucanr.edu.

Is there a cost for using CropManage?

CropManage software is free to use. It is funded by various sources, including the California Department of Food & Agriculture (CDFA) Fertilizer Research and Education Program, CDFA Specialty Crop Grant Program, United States Department of Food & Agriculture, UC Division of Agriculture and Natural Resources, and the Department of Water Resources.

Is my data secure on CropManage?

The UC keeps grower information confidential under UC policy and California statute. CropManage is on a secure server. All data is transmitted via Secure Socket Layer (SSL) technology and encrypted into the database to be accessed only by the user or authorized UC personnel.

Is CropManage a native app?

No, CropManage is accessed using a web browser and requires an internet connection. The software is most compatible with Google Chrome, Internet Explorer and Safari browsers. With additional funding, CropManage may become available as a native app so that data can be entered when internet access is unavailable.

